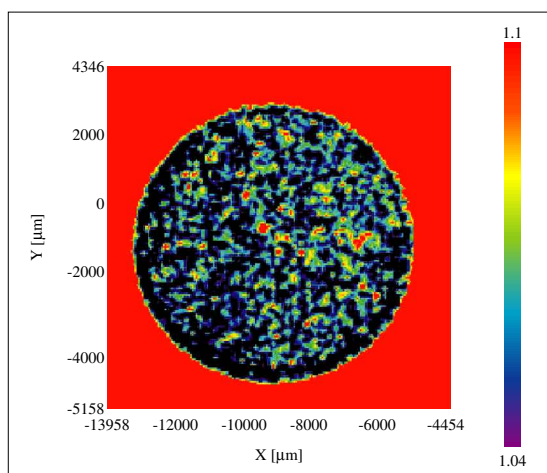


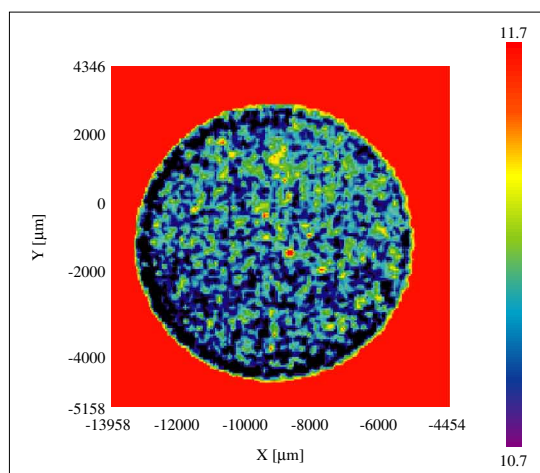
## Pharmaceutical tablet characterization by NIR Imaging

The use of near-infrared (NIR) spectroscopy in the pharmaceutical industry has grown rapidly in the past decade. The IMV-4000 Infrared Multichannel Viewer integrated with a NIR capable FT/IR-4000 or FT/IR-6000 instrument enables NIR Imaging of pharmaceutical tablets, a valuable tool in the estimation of tablet properties, offering measurement data with high specificity and sensitivity. The obtained data can be exported into the Principal Component Analysis (PCA) software for the estimation of tablet characteristics.

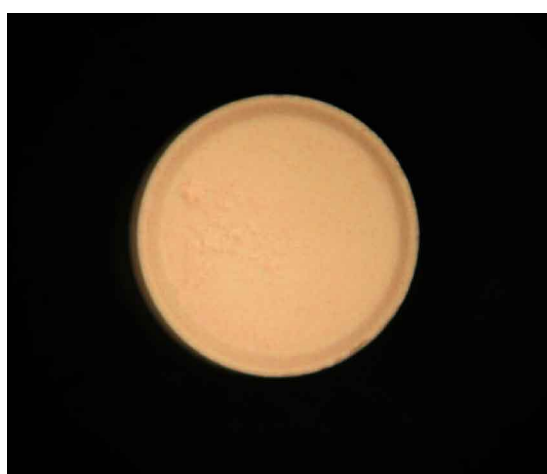
Instrument: FTIR-6200 with IMV-4000  
 CaF<sub>2</sub> beam splitter, NIR source, etc  
 Sample: Antimotion-sickness drug  
 Measurement mode: Reflectance mode  
 Measurement area: 10 mm x 10 mm  
 Measurement points: 100 x 100  
 Accumulation: 64 scans



Peak height (1935 nm)



PCA mapping



Sample