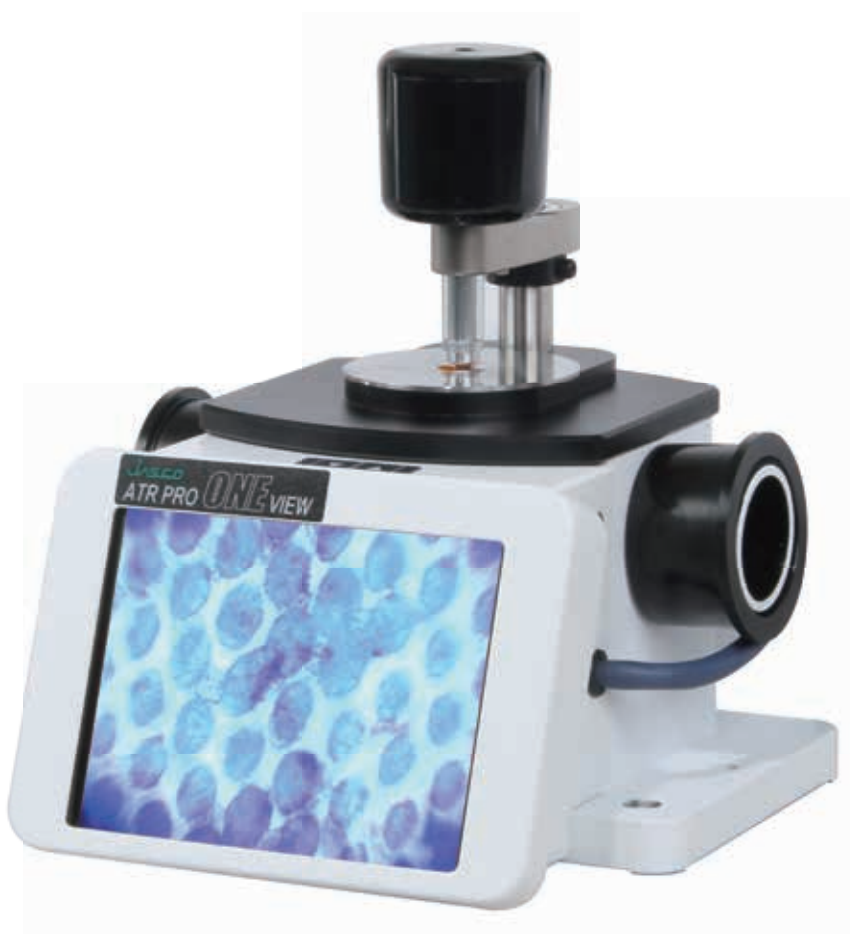


ATR Pro ONE View

High-clarity observation ATR accessory



Performance
Innovation
Reliability

ATR Pro ONE View

The ATR Pro ONE View uses the latest high-throughput diamond prism for sample measurement and observation directly through the prism.

Wide area and high-definition viewing are achieved using a combination of a unique illumination method and survey optics. The observed image is combined with spectral data and collected automatically.

The ATR Pro ONE View system uses the simplicity of ATR to measure very small samples with detailed observation for accurate sample positioning with a permanent record of the measurement location.

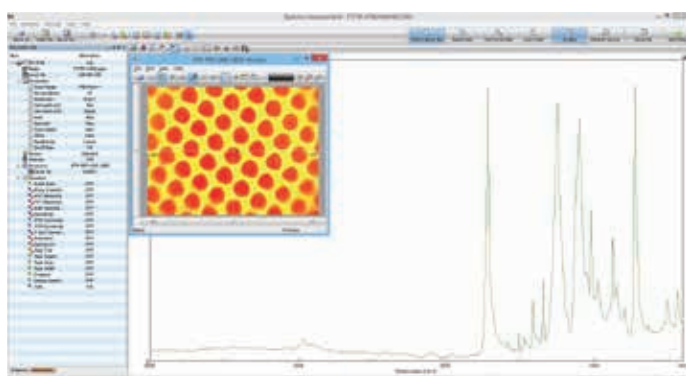
System highlights

- Measurement range 10,000 to 300 cm^{-1} (30 cm^{-1} as an option)
- High clarity sample observation with picture recorded in the sample spectrum file
- Measure samples as small as 50 to 100 μm
- The ATR Pro One View without LCD monitor can be worked for sample observation in evacuated system

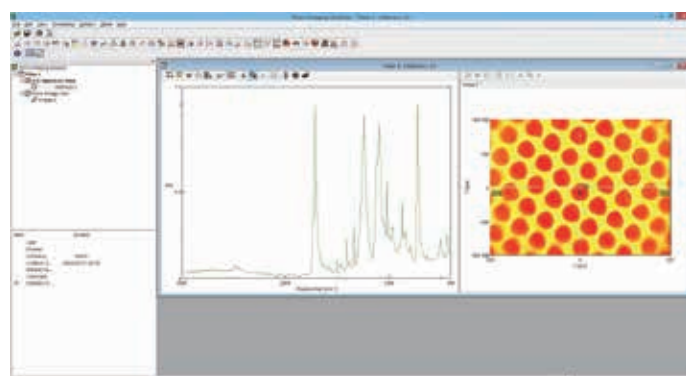


ATR Pro ONE View in Spectra Manager II

The ATR Pro ONE View is used to control the sample position and the applied pressure. View the image as the pressure clamp is applied to obtain optimal contact with the prism.



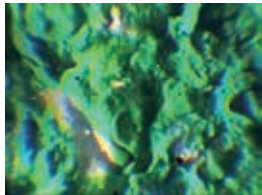
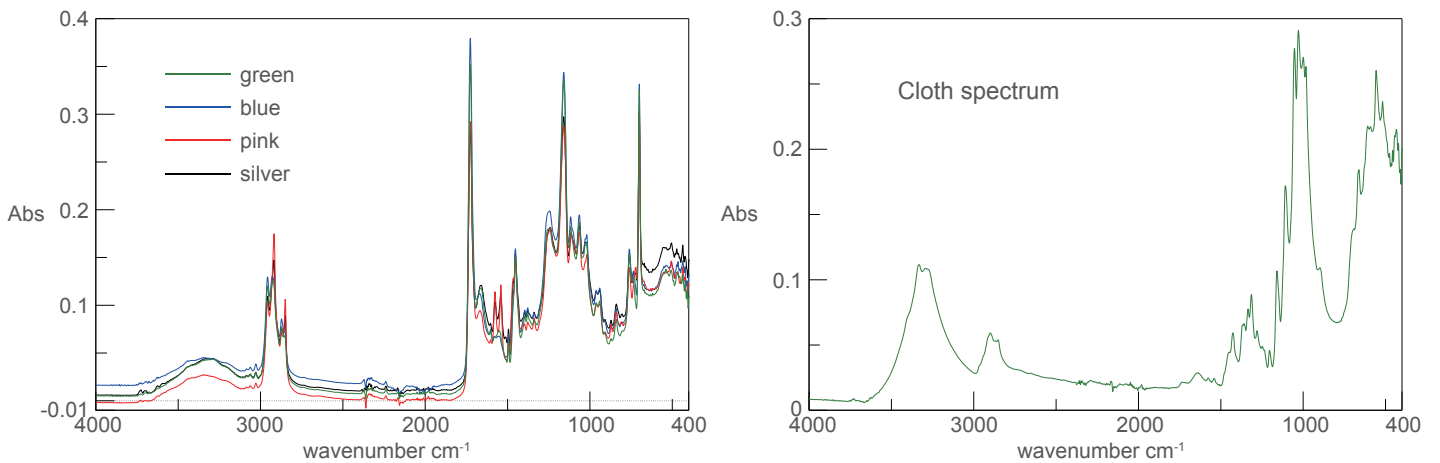
Sample measurement: Observe and record an image of the measured sample.



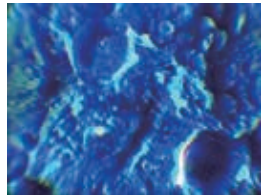
Spectra analysis and data file: Retain a permanent record of the sample location and data in a single file.

Fiber analysis

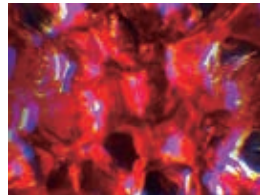
Analysis of strands composing a mixed fiber material. The fibers in the material can be easily selected and discriminated for spectral measurement.



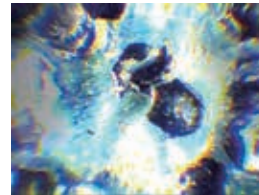
Green




Blue



Red



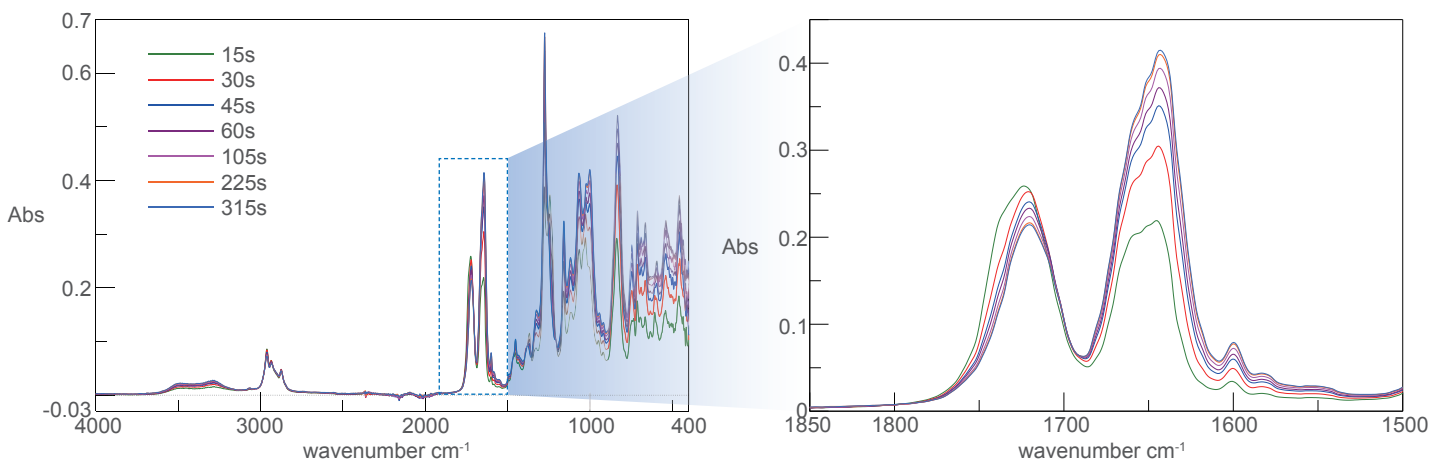
Silver



Cloth

Monitoring of curing process of nail polish

After coating a nail polish onto the prism, spectra were collected during a time interval measurement to observe the curing process. The color change can be clearly seen in the observed image. The spectra collected in the interval analysis shows the decrease at 1720 cm^{-1} and corresponding increase around 1640 cm^{-1} .



Change in color observed during the curing process

Details	Specification
Prism type	View-through diamond ZnSe, Ge (option, non viewing)
Prism dimensions	1.8 mm diameter (diamond)
Number of reflections	One
Incident angle	45 degrees
Anvil pressure	700 kg cm ⁻²
Measurement range	10,000 to 300 cm ⁻¹ 10,000 to 30 cm ⁻¹ (option)
Field size	1.2 mm x 0.9 mm
LCD size	5 inch VGA
Software	Spectral data with image, dimension measurement tool, image processing
Dimensions and weight	182 mm (W) x 166 mm (D) x 205 mm (H) 2.0 kg
Accessories	Two additional pressure tips



JASCO INTERNATIONAL CO., LTD.

11-10, Myojin-cho 1-chome, Hachioji, Tokyo 192-0046, Japan

Te.: +81-42-649-3247, Fax: +81-42-649-3518, Web: www.jascoint.co.jp/english/

Australia, China, Hong Kong, India, Indonesia, Iran, Japan, Korea, Malaysia, New Zealand, Pakistan, Philippines, Russia, Singapore, Taiwan, Thailand

JASCO, INCORPORATED

28600 Mary's Court, Easton, Maryland 21601, U.S.A.

Tel: +1-410-822-1220, Fax: +1-410-822-7526, Web: www.jascoinc.com

Argentina, Bolivia, Brazil, Canada, Chile, Colombia, Costa Rica, Guatemala, Mexico, Paraguay, Peru, Puerto Rico, United States of America, Uruguay, Venezuela

JASCO EUROPE S.R.L.

Via Luigi Cadorna 1, 23894 Cremella (LC), Italy

Tel: +39-039-9215811, Fax: +39-039-9215835, Web: www.jascoeurope.com

JASCO Deutschland www.jasco.de | **JASCO UK** www.jasco.co.uk | **JASCO France** www.jascofrance.fr

JASCO Benelux www.jasco.nl | **JASCO Spain** www.jasco-spain.com

Algeria, Austria, Belgium, Cyprus, Denmark, Egypt, Finland, France, Germany, Greece, Hungary, Israel, Italy, Jordan, Kuwait, Lebanon, Luxembourg, Morocco, Netherlands, Norway, Poland, Portugal, Romania, Saudi Arabia, South Africa, Spain, Sweden, Switzerland, Syria, Tunisia, Turkey, United Arab Emirates, United Kingdom, Yemen



Products described herein are
designed and manufactured by
ISO-9001- and ISO-14001-certified
JASCO Corporation